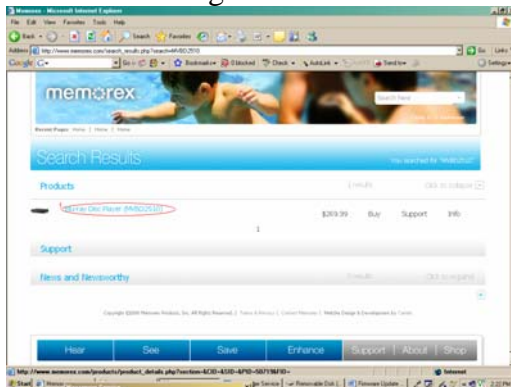


Firmware Update for Memorex Blu-Ray Player.

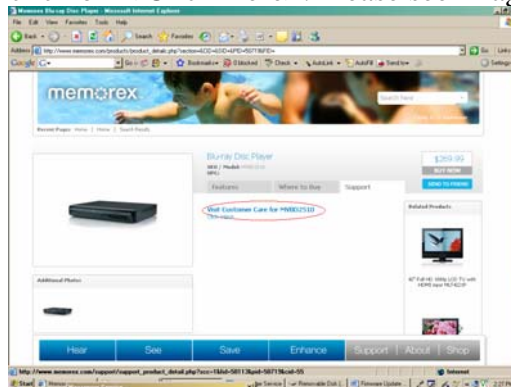
1. Log onto our web site www.Memorex.com
2. In the search window type in the model number MVBD2510, then click enter
Please see image below.



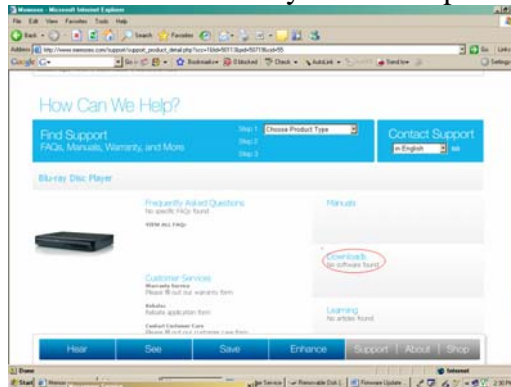
3. When the page open, under product click on Blu-ray Disc Player (MVBD2510).
Please see image below.



4. Click on Support, when the screen opens under customer care for MVBD2510, click on < Click Here>. Please see image below.



5. When the screen open, under Download click on Firmware for MVBD2510, and save the firmware on your Desktop. Please see image below.



6. Unzip the firmware and burn the unzip files on a blank CD-R disc.
Warning: do not burn the unzip files on a blank CD+R /CD-RW/ CD+RW disc.

